



FINANCE [BUDGET CO-ORDINATION] DEPARTMENT

G.O.No.145, dated 26th May 2022
(Subakiruthu, vaikasi-12, Thiruvalluvar Aandu 2053)

BUDGET ESTIMATES (Main) 2022-2023 - As passed by the Legislative Assembly - Communicated.

READ - the following paper: -

G.O.Ms.No.96, Finance (Budget Co-ordination) Department, dated: 31.03.2022.

-oOo-

ORDER No.145, Finance [Budget Co-ordination] Department,
Dated 26th May 2022.

The Tamil Nadu Legislative Assembly has voted without reduction the Demands for Grants for 2022-2023 as presented to it on the 18th March, 2022.

2. A copy of the Tamil Nadu Appropriation (No.3) Act of 2022 (Tamil Nadu Act No.28 of 2022) is forwarded to all Heads of Departments and Estimating Officers as in the Annexure to this Government Order for information.

3. As the advance Grant for a part of the year already obtained from the Legislative Assembly and communicated in G.O.Ms.No.96, Finance (Budget Co-ordination) Department, dated the 31st March 2022 has been merged in the Budget Estimates 2022-2023 approved by the Legislative Assembly, all the Heads of Department and Estimating Officers are informed that the expenditure for the financial year that commenced from the 1st April 2022 should now be regulated by the provisions made in the present Budget Estimates for 2022-2023.

(BY ORDER OF THE GOVERNOR)

N. MURUGANANDAM
ADDITIONAL CHIEF SECRETARY TO GOVERNMENT

To

All Additional Chief Secretaries / Principal Secretaries /

Secretaries to Government, Department of Secretariat, Chennai-600 009.

All Departments of Secretariat (Budget/OP/Bills Section).

The Secretary, Tamil Nadu Legislative Assembly Secretariat, Chennai-600 009.

All Heads of Department.

The Accountant General (Accounts and Entitlements), Chennai-600 018.[By Name]

The Principal Accountant General (G&SSA), Chennai-600 018.

The Accountant General (E&RSA), Chennai-600 018.

The Resident Audit Unit (PAO-Secretariat), Chennai-09.

The Commissioner of Treasuries and Accounts, Chennai-600 035.

The Pay and Accounts Officer (East/South/North/High Court), Chennai-8/35/1/104.

The Pay and Accounts Officer (Secretariat), Chennai-600 009.

The Pay and Accounts Officer, Madurai-23.

The Registrar, High Court, Chennai-600 104 (with covering Letter).

The Registrar, Madurai Bench of Madras High Court, Madurai-23 (with covering Letter).



All Treasury Officers / All Sub-Treasury Officers.

Copy to:

All Officers/Sections in Finance Department, Chennai-600 009.

Stock File /Spare Copies.

// Forwarded: By Order //


SECTION OFFICER
26/05/2022

26/05/22

P.T.O. for Annexure.

ANNEXURE

The following Act of the Tamil Nadu Legislative Assembly received the assent of the Hon'ble Governor on the 26th May 2022 and is hereby published for general information :-

Act No.28 of 2022**An Act to provide for the appropriation of moneys out of the Consolidated Fund of the State for the services and purposes of the financial year commencing on the 1st day of April 2022.**

BE it enacted by the Legislative Assembly of the State of Tamil Nadu in the Seventy-Third Year of the Republic of India as follows:-

1. This Act may be called the Tamil Nadu Appropriation (No. 3) Act, 2022.

Short title.

Tamil Nadu
Act 28 of 2022

2. The State Government may appropriate out of the Consolidated Fund of the State for the services and purposes of the financial year commencing on the 1st day of April 2022, a sum not exceeding Three Lakhs Sixty Four Thousand One Hundred and Seven Crores Two Lakhs Thirty Nine Thousand rupees, which shall be inclusive of the sum of Two Lakhs Forty Four Thousand Seven Hundred and Seventy Crores Seventy Three Lakhs Seventy Five Thousand rupees specified in section 2 of the Tamil Nadu Appropriation (Vote on Account) Act, 2022 being moneys required to meet--

Appropriation out of the Consolidated Fund of the State for the services and purposes of the financial year commencing on the 1st day of April 2022.

- (a) the grants made by the Tamil Nadu Legislative Assembly for the year, as set forth in column (3) of the Schedule; and
- (b) the expenditure *charged* on the Consolidated Fund of the State for that year, as set forth in column (4) of the Schedule.

THE SCHEDULE.

(See section 2).

Demand Number	Services and Purposes	Sums not exceeding		
		Voted by the Legislative Assembly	Charged on the Consolidated Fund of the State	Total
(1)	(2)	(3)	(4)	(5)
		₹	₹	₹
001 STATE LEGISLATURE	Revenue	85,09,99,000	55,84,000	85,65,83,000
	Capital
	Loan	1,00,00,000	...	1,00,00,000
002 GOVERNOR AND COUNCIL OF MINISTERS	Revenue	51,40,47,000	18,94,21,000	70,34,68,000
	Capital
	Loan
003 ADMINISTRATION OF JUSTICE	Revenue	1,169,34,39,000	292,62,62,000	1,461,97,01,000
	Capital
	Loan
004 ADI-DRAVIDAR AND TRIBAL WELFARE DEPARTMENT	Revenue	3,846,91,72,000	20,00,52,000	3,866,92,24,000
	Capital	414,43,96,000	...	414,43,96,000
	Loan	40,00,000	...	40,00,000

THE SCHEDULE.
(See section 2).

Demand Number	Services and Purposes	Sums not exceeding		
		Voted by the Legislative Assembly	Charged on the Consolidated Fund of the State	Total
(1)	(2)	(3)	(4)	(5)
		₹	₹	₹
005 AGRICULTURE AND FARMER'S WELFARE DEPARTMENT	Revenue	12,875,31,22,000	3,000	12,875,31,25,000
	Capital	274,47,08,000	...	274,47,08,000
	Loan	75,17,000	...	75,17,000
006 ANIMAL HUSBANDRY (Animal Husbandry, Dairying, Fisheries and Fishermen Welfare Department)	Revenue	1,192,10,71,000	1,000	1,192,10,72,000
	Capital	122,33,75,000	...	122,33,75,000
	Loan	40,00,000	...	40,00,000
007 FISHERIES AND FISHERMEN WELFARE (Animal Husbandry, Dairying, Fisheries and Fishermen Welfare Department)	Revenue	551,92,51,000	1,000	551,92,52,000
	Capital	606,30,04,000	...	606,30,04,000
	Loan
008 DAIRY DEVELOPMENT (Animal Husbandry, Dairying, Fisheries and Fishermen Welfare Department)	Revenue	49,99,01,000	1,000	49,99,02,000
	Capital	13,46,64,000	...	13,46,64,000
	Loan
009 BACKWARD CLASSES, MOST BACKWARD CLASSES AND MINORITIES WELFARE DEPARTMENT	Revenue	1,180,22,35,000	7,000	1,180,22,42,000
	Capital	50,14,22,000	...	50,14,22,000
	Loan	1,000	...	1,000
010 COMMERCIAL TAXES (Commercial Taxes and Registration Department)	Revenue	519,97,25,000	3,000	519,97,28,000
	Capital	1,000	...	1,000
	Loan	40,00,000	...	40,00,000
011 STAMPS AND REGISTRATION (Commercial Taxes and Registration Department)	Revenue	389,75,75,000	1,000	389,75,76,000
	Capital
	Loan
012 CO-OPERATION (Co-operation, Food and Consumer Protection Department)	Revenue	5,165,07,18,000	3,000	5,165,07,21,000
	Capital	6,000	...	6,000
	Loan	40,02,000	...	40,02,000
013 FOOD AND CONSUMER PROTECTION (Co-operation, Food and Consumer Protection Department)	Revenue	7,693,72,98,000	4,000	7,693,73,02,000
	Capital	317,14,10,000	...	317,14,10,000
	Loan	1,000	...	1,000
014 ENERGY DEPARTMENT	Revenue	16,872,49,90,000	1,000	16,872,49,91,000
	Capital	581,24,12,000	...	581,24,12,000
	Loan	1,843,78,06,000	...	1,843,78,06,000
015 ENVIRONMENT AND CLIMATE CHANGE (Environment, Climate Change and Forests Department)	Revenue	103,15,62,000	...	103,15,62,000
	Capital	5,29,00,000	...	5,29,00,000
	Loan	3,33,86,000	...	3,33,86,000
016 FINANCE DEPARTMENT	Revenue	1,822,69,49,000	19,000	1,822,69,68,000
	Capital	738,30,02,000	...	738,30,02,000
	Loan	128,96,53,000	...	128,96,53,000

THE SCHEDULE.

(See section 2).

Demand Number	Services and Purposes	Sums not exceeding		
		Voted by the Legislative Assembly	Charged on the Consolidated Fund of the State	Total
(1)	(2)	(3)	(4)	(5)
		₹	₹	₹
017 HANDLOOMS AND TEXTILES (Handlooms, Handicrafts, Textiles and Khadi Department)	Revenue	1,164,86,67,000	2,000	1,164,86,69,000
	Capital	1,000	...	1,000
	Loan	1,40,03,000	...	1,40,03,000
018 KHADI, VILLAGE INDUSTRIES AND HANDICRAFTS (Handlooms, Handicrafts, Textiles and Khadi Department)	Revenue	195,92,54,000	2,000	195,92,56,000
	Capital
	Loan
019 HEALTH AND FAMILY WELFARE DEPARTMENT	Revenue	17,100,26,12,000	1,58,55,000	17,101,84,67,000
	Capital	799,48,02,000	1,000	799,48,03,000
	Loan	40,00,000	...	40,00,000
020 HIGHER EDUCATION DEPARTMENT	Revenue	5,285,29,54,000	2,000	5,285,29,56,000
	Capital	383,58,92,000	2,000	383,58,94,000
	Loan	3,000	...	3,000
021 HIGHWAYS AND MINOR PORTS DEPARTMENT	Revenue	1,878,22,27,000	2,000	1,878,22,29,000
	Capital	16,340,43,82,000	2,000	16,340,43,84,000
	Loan	25,00,000	...	25,00,000
022 POLICE (Home, Prohibition and Excise Department)	Revenue	10,059,84,81,000	4,21,74,000	10,064,06,55,000
	Capital	200,00,05,000	...	200,00,05,000
	Loan	21,15,01,000	...	21,15,01,000
023 FIRE AND RESCUE SERVICES (Home, Prohibition and Excise Department)	Revenue	462,37,82,000	1,000	462,37,83,000
	Capital	34,14,16,000	...	34,14,16,000
	Loan	1,000	...	1,000
024 PRISONS AND CORRECTIONAL SERVICES (Home, Prohibition and Excise Department)	Revenue	396,70,10,000	4,000	396,70,14,000
	Capital	5,09,90,000	...	5,09,90,000
	Loan
025 MOTOR VEHICLES ACTS-ADMINISTRATION (Home, Prohibition and Excise Department)	Revenue	451,83,56,000	1,000	451,83,57,000
	Capital	1,000	...	1,000
	Loan
026 HOUSING AND URBAN DEVELOPMENT DEPARTMENT	Revenue	5,560,51,75,000	2,000	5,560,51,77,000
	Capital	1,000,00,06,000	...	1,000,00,06,000
	Loan	2,177,19,03,000	...	2,177,19,03,000
027 INDUSTRIES DEPARTMENT	Revenue	2,346,91,26,000	3,000	2,346,91,29,000
	Capital	670,60,03,000	...	670,60,03,000
	Loan	250,40,01,000	...	250,40,01,000
028 INFORMATION AND PUBLICITY (Tamil Development and Information Department)	Revenue	130,33,36,000	...	130,33,36,000
	Capital	1,000	...	1,000
	Loan

THE SCHEDULE.
(See section 2).

Demand Number	Services and Purposes	Sums not exceeding		
		Voted by the Legislative Assembly	Charged on the Consolidated Fund of the State	Total
(1)	(2)	(3)	(4)	(5)
		₹	₹	₹
029 TOURISM - ART AND CULTURE (Tourism, Culture and Religious Endowments Department)	Revenue	149,63,54,000	7,000	149,63,61,000
	Capital	95,73,20,000	...	95,73,20,000
	Loan	69,38,000	...	69,38,000
030 STATIONERY AND PRINTING (Tamil Development and Information Department)	Revenue	162,50,00,000	9,03,000	162,59,03,000
	Capital	94,04,000	...	94,04,000
	Loan
031 INFORMATION TECHNOLOGY DEPARTMENT	Revenue	199,19,67,000	...	199,19,67,000
	Capital
	Loan	40,00,000	...	40,00,000
032 LABOUR WELFARE AND SKILL DEVELOPMENT DEPARTMENT	Revenue	1,696,22,07,000	6,000	1,696,22,13,000
	Capital	657,70,38,000	...	657,70,38,000
	Loan	1,000	...	1,000
033 LAW DEPARTMENT	Revenue	75,62,33,000	...	75,62,33,000
	Capital
	Loan	40,00,000	...	40,00,000
034 MUNICIPAL ADMINISTRATION AND WATER SUPPLY DEPARTMENT	Revenue	11,498,16,22,000	3,000	11,498,16,25,000
	Capital	8,425,60,61,000	...	8,425,60,61,000
	Loan	476,46,64,000	...	476,46,64,000
035 HUMAN RESOURCES MANAGEMENT DEPARTMENT	Revenue	141,09,62,000	93,11,36,000	234,20,98,000
	Capital	1,13,05,000	...	1,13,05,000
	Loan	1,60,00,000	...	1,60,00,000
036 PLANNING, DEVELOPMENT AND SPECIAL INITIATIVES DEPARTMENT	Revenue	290,90,77,000	8,000	290,90,85,000
	Capital	123,25,00,000	...	123,25,00,000
	Loan	50,00,000	...	50,00,000
037 PROHIBITION AND EXCISE (Home, Prohibition and Excise Department)	Revenue	199,08,12,000	2,000	199,08,14,000
	Capital
	Loan
038 PUBLIC DEPARTMENT	Revenue	507,99,27,000	8,000	507,99,35,000
	Capital	190,19,33,000	...	190,19,33,000
	Loan	18,96,00,000	...	18,96,00,000
039 BUILDINGS (Public Works Department)	Revenue	406,83,59,000	1,000	406,83,60,000
	Capital	1,175,67,42,000	...	1,175,67,42,000
	Loan	10,00,000	...	10,00,000
040 WATER RESOURCES DEPARTMENT	Revenue	3,050,69,98,000	1,000	3,050,69,99,000
	Capital	4,282,56,39,000	5,00,08,000	4,287,56,47,000
	Loan	10,00,000	...	10,00,000


THE SCHEDULE.
(See section 2).

Demand Number	Services and Purposes	Sums not exceeding		
		Voted by the Legislative Assembly	Charged on the Consolidated Fund of the State	Total
(1)	(2)	(3)	(4)	(5)
		₹	₹	₹
041 REVENUE AND DISASTER MANAGEMENT DEPARTMENT	Revenue	7,474,53,59,000	11,000	7,474,53,70,000
	Capital	74,000	1,000	75,000
	Loan	40,00,000	...	40,00,000
042 RURAL DEVELOPMENT AND PANCHAYAT RAJ DEPARTMENT	Revenue	22,256,21,80,000	5,000	22,256,21,85,000
	Capital	4,390,82,51,000	...	4,390,82,51,000
	Loan	15,00,000	...	15,00,000
043 SCHOOL EDUCATION DEPARTMENT	Revenue	36,350,52,79,000	15,000	36,350,52,94,000
	Capital	544,96,42,000	...	544,96,42,000
	Loan	40,00,000	...	40,00,000
044 MICRO, SMALL AND MEDIUM ENTERPRISES DEPARTMENT	Revenue	892,23,32,000	1,000	892,23,33,000
	Capital	5,00,02,000	...	5,00,02,000
	Loan	14,26,86,000	...	14,26,86,000
045 SOCIAL WELFARE AND WOMEN EMPOWERMENT DEPARTMENT	Revenue	5,867,95,46,000	2,000	5,867,95,48,000
	Capital	54,04,06,000	...	54,04,06,000
	Loan	40,01,000	...	40,01,000
046 TAMIL DEVELOPMENT (Tamil Development and Information Department)	Revenue	82,45,50,000	3,000	82,45,53,000
	Capital
	Loan	40,00,000	...	40,00,000
047 HINDU RELIGIOUS AND CHARITABLE ENDOWMENTS (Tourism, Culture and Religious Endowments Department)	Revenue	334,87,37,000	6,00,00,000	340,87,37,000
	Capital	1,000	...	1,000
	Loan
048 TRANSPORT DEPARTMENT	Revenue	3,914,73,09,000	1,000	3,914,73,10,000
	Capital	386,89,04,000	...	386,89,04,000
	Loan	1,073,89,01,000	...	1,073,89,01,000
049 YOUTH WELFARE AND SPORTS DEVELOPMENT DEPARTMENT	Revenue	293,25,61,000	1,000	293,25,62,000
	Capital	1,000	...	1,000
	Loan	1,000	...	1,000
050 PENSION AND OTHER RETIREMENT BENEFITS	Revenue	39,502,01,41,000	6,35,65,000	39,508,37,06,000
	Capital
	Loan
051 RELIEF ON ACCOUNT OF NATURAL CALAMITIES	Revenue	1,428,01,85,000	2,000	1,428,01,87,000
	Capital
	Loan
052 DEPARTMENT FOR THE WELFARE OF DIFFERENTLY ABLED PERSONS	Revenue	833,06,44,000	1,000	833,06,45,000
	Capital	4,70,03,000	...	4,70,03,000
	Loan	25,00,000	...	25,00,000

THE SCHEDULE.
(See section 2).

Demand Number	Services and Purposes	Sums not exceeding		
		Voted by the Legislative Assembly	Charged on the Consolidated Fund of the State	Total
(1)	(2)	(3) ₹	(4) ₹	(5) ₹
053 DEPARTMENT OF SPECIAL PROGRAMME IMPLEMENTATION	Revenue	56,05,16,000	1,000	56,05,17,000
	Capital
	Loan	1,000	...	1,000
054 FORESTS (Environment, Climate Change and Forests Department)	Revenue	565,32,65,000	...	565,32,65,000
	Capital	172,10,19,000	...	172,10,19,000
	Loan
DEBT CHARGES	Revenue	...	50,611,92,09,000	50,611,92,09,000
	Capital
	Loan
PUBLIC DEBT-REPAYMENT	Revenue
	Capital
	Loan	...	27,127,66,51,000	27,127,66,51,000
Total	Revenue	236,831,51,56,000	51,055,43,03,000	287,886,94,59,000
	Capital	43,067,80,44,000	5,00,14,000	43,072,80,58,000
	Loan	6,019,60,71,000	27,127,66,51,000	33,147,27,22,000
Grand Total		285,918,92,71,000	78,188,09,68,000	364,107,02,39,000

// True Copy //


 SECTION OFFICER
 26/05/2022
 26/05/22